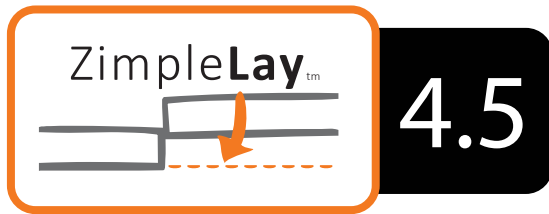


# Cabin Shore



**Series:** ZimpleLay 4.5 / V5045  
**Installation Method:** Glue Down

**Part Number:** 111-449585-K

**Plank Size:** 7"x48"

**Material:** Vinyl with Fiberglass Reinforcement

**Total Thickness:** 4.5mm

**Finish:** Matte Finish with Extra Tough Wear Layer (20mil)

**Edge:** Beveled Edge

**Texture:** Wood Grain Embossing

**Certification:** Floor Score Indoor Air Quality Certification

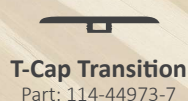
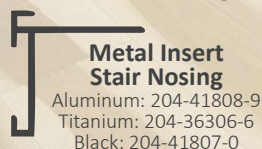
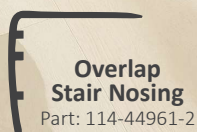
**Warranty\*:** 30 Year Residential / 10 Year Commercial

**Box Quantity:** 25.67sqft (11pcs)

**Pallet Quantity:** 1155sqft (495pcs)



## A C C E S S O R I E S



\*See warranty document for full details. Price & specification subject to change without notice.